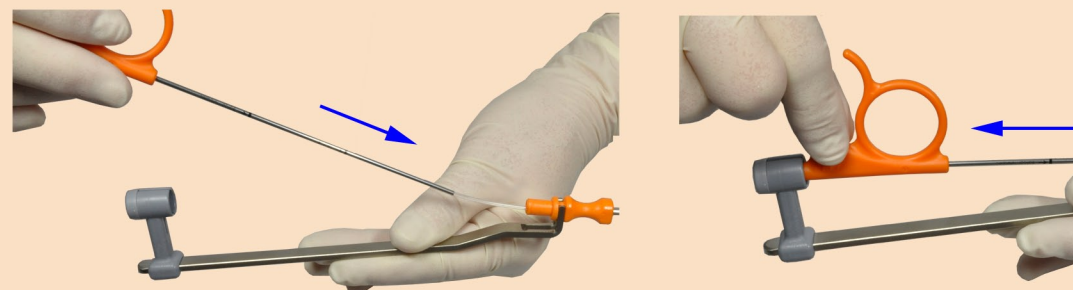


Connect handle (LENIObridge) with cannula (LENIOintro)



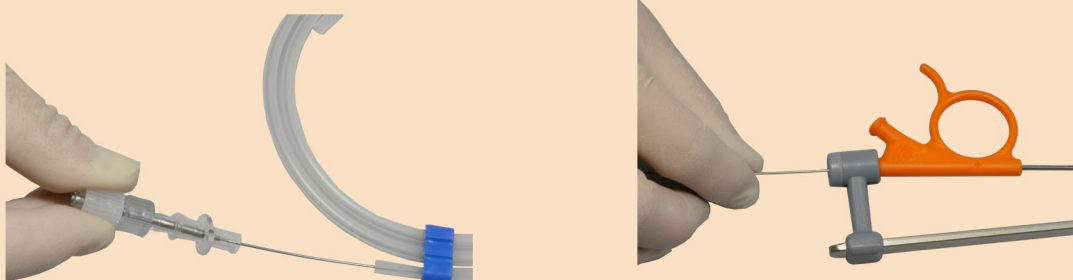
Introduce catheter into cannula
Lock catheter into handle



Remove guide wire (LENIOguide) from package.

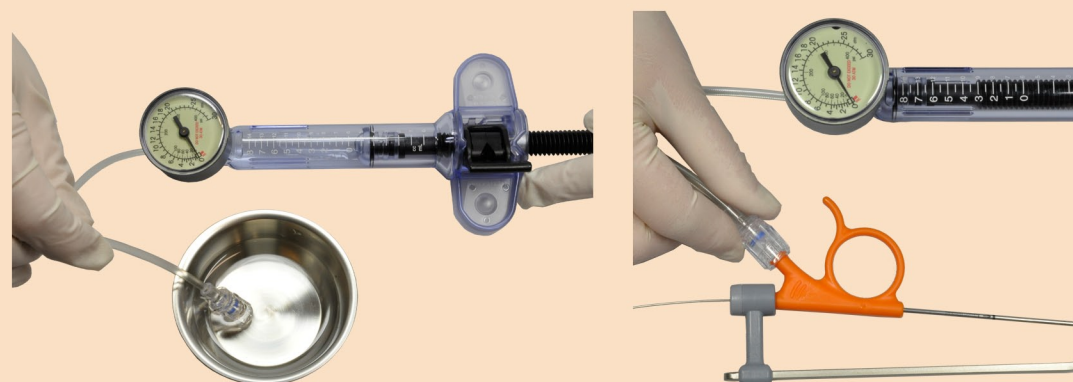
Feed guidewire into the catheter from the back.

Connect guide wire to light cable



Fill inflation pump (LENIOinflate) w. 10 cc saline or aqua dest.

Remove trapped air and connect to free port of catheter.



Unlock pump for filling and removing trapped air.


Lock pump and inflate the balloon by turning pump handle clockwise.

Remove trapped air after each inflation!

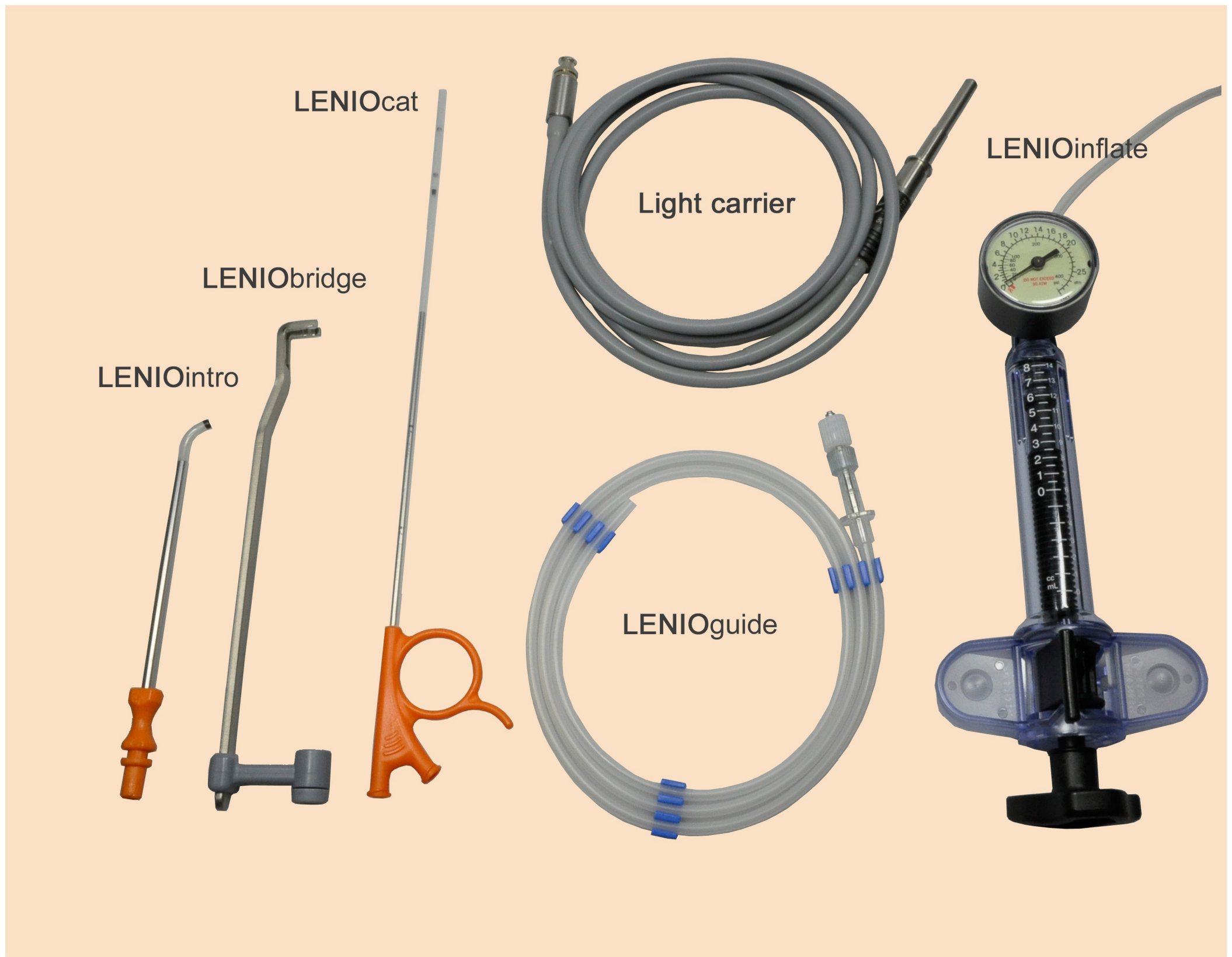


LENIOflex system

Max. inflation pressure 12 bar!



LENIOflex Components



LENIOintro is available in 0°, 30° (sphenoid sinus), 70° (frontal sinus), 90°, 110° (maxillary sinus)

LENIOcat is available in balloon diameters 5, 6, 7 x 16mm or 5, 6, 7 x 24mm

LENIOcat tailored balloon is available in 7 x 24mm

LENIOguide with or without optional light



FENTEX
■ ■ ■ *medical*

FENTEXmedical GmbH
Take-off GewerbePark 2
D-78579 Neuhausen
Germany
www.fentexmedical.com